

# Recycling in the Classroom... Let's Talk Trash

Presented by:  
Kristen Dohle  
Eloisa Gonzalez

Texas Head Start Association Conference  
July 27, 2011





# Classroom Management Activities



⇒ Center Tags

Glue pictures and names of the students onto laminate samples from a home improvement store. Use a book ring for storage between uses.



⇒ Transition Cards

Glue transition songs, rhymes, and finger plays onto laminate samples from a home improvement store. Use a book ring for organization and easy use during transition times.






# Math Activities



⇒ Shape match with paint chips

Using the paint chips found at local home improvement stores cut out shapes that you are working on in class. We used the oval, circle, triangle, square, rectangle, rhombus, star, and heart. Glue each shape on an additional paint chip to create a memory or matching game.



⇒ Sorting Trays with Egg Cartons

Use any egg carton from the grocery store. Place dots or draw on the bottom of each holder with a number (1-10), color, or shape. Use colored beans, rice, or any other manipulatives in the classroom to sort or count by the given attribute.






## Math Activities



⇒ Puzzles with Cereal boxes



Use laminated or unlaminated cereal box and cut them into puzzles. Use the developmental level of the children to determine how many pieces to cut the puzzles.



⇒ Coupon / Product matching



Have empty containers from various products. Can the students cut out and match the coupons with the correct container?



⇒ Dice



Cut the tops off of 2 milk cartons. Invert them to create a rectangle or square with four side. Paint them and add dots for number recognition.





# Creative Art Activities





⇒ Make a band

Use various recyclable materials to create musical instruments.



- Make a guitar using a shoe box, a paper towel roll, and rubber bands.
- Make a Drum using an oatmeal container.
- Make maracas using small juice bottles and dried beans.
- Make a rain stick using a paper towel roll, bamboo skewers, rice, and felt.



⇒ Paper Mache

Use a blown up balloon, glue, water, and news papers cut into strips to create balls for bowling.





# Creative Art Activities





⇒ Rainbow crayons



Use old broken crayons to make new crayons.



- Peel the paper off of the crayons.
- Break the crayons into small pieces.
- Spray an old muffin tin with cooking spray.
- Melt the crayons in a 275 oven for 5-7 minutes watching them closely.
- Allow hot crayons to cool for about 30 minutes.
- Turn the pan upside down and the crayons should pop out.





## Science Activities



⇒ Homemade Paper with flower seeds

Use leftover pieces of paper, seeds (either flowers or herbs), blender/mixer, screen (directions to make screen with step by step pictures are on website), and hemp/twine string. These bookmarks can be planted once they are longer in good condition and the seeds will sprout.



⇒ PVC Phones

Use left over PVC pipes, corner PVC pipes, and rubber cement to create phones. Students can hear the sound from themselves, a friend, or objects magnified.






# Science Activities




⇒ Periscope




Use an empty quart size milk container. Cut out one side of the container and two square holes on opposite ends (one on top and the other on the bottom half of the container.) Cut out two squares to fit inside of the carton and cover with small plastic mirrors.



⇒ Catapult



Use an empty 4 oz. milk carton, 2 pencils, rubber bands, a tooth pick, and an empty matchbox.



⇒ Smelling Jars

Use old clean medicine bottles with a cotton ball for smelling jars. Spray or scent the cotton balls with various baking extracts or food items. Create matching cards to see if students can match the item with the smell.






## Fine and Gross Motor Activities


⇒ Coupon cutting

Have coupons available for students to cut out and place into coupon organizers or boxes.



⇒ Straw races

Use unused straws from fast food restaurants in an obstacle course. Have the students hold the straws on their upper lip as they walk, run, skip, jump, and hop their way through an obstacle course.



⇒ Bowling

Place a small amount of paint into 10 empty water bottles. With the lid on tight, have the students shake the paint until it coats the entire bottle. Pour a few dry beans in the bottom for additional stability. Use any small ball and go bowling.






# Literacy and Phonemic Awareness Activities


⇒ Writing and envelopes



To create a mailbox either acquire a box from the post office or use an empty cardboard box. Cut open a slot on the top and place in the Writing area to allow the children to write letters to their peers. Collect the envelopes from your junk mail.



⇒ Abc train



To create: Use 29—4 oz. empty milk cartons and cut the tops off, paint cartons, gather string (the length of the train), straws (to place in between the cartons to provide spacing), lids to plastic water bottles (for the tires), letters (2 sets), a nail to make holes in between cartons. The engine has three cartons glued together.






## Literacy and Phonemic Awareness Activities



⇒ Cereal boxes with names




Have children bring in empty cartons of their favorite cereals and cut out the names and place the cards in the Writing area and have the children practice writing the letters/words.



⇒ Puppets



Sock—Use a tube sock and cut out the toe section to create an opening for the mouth. Decorate with pom poms, yarn, wiggly eyes, buttons or any other item you have available. Use your puppet to read a story and/or play in the Library area to allow the children to use while they look/read through a book.





## Recycling Book List

**Don't Loose it- Reuse it!** By: Nancy Noel Williams

**Sam Helps Recycle** By: Judith Bauer Stamper

**Dinosaur Woods** By: George McClements

**Something form Nothing** By: Phoebe Gilman

**I Stink!** By: Kate & Jim McMullan

**Recycle Everyday!** By: Nancy Elizabeth Wallace

**Garbage Helps Our Garden Grow** By: Linda Glaser

**Compost Stew** By: Mary McKenna Siddals

**Paper** By: Sara Louis Kras

**Reduce and Reuse** By: Sally Hewitt

**Waste and Recycling** By: Sally Hewitt

**Waste and Recycling** By: Jen Green

**Recycle** By: Kay Barnham

**Stuff! Reduce, Reuse, Recycle** By: Steven Kroll

**Capitan Verdeman superheroe del reciclaje** By: Ellie Bethel

**I Can Save the Ocean** By: Alison Inches

**The Earth Book** By: Todd Parr

**Reducir, Reutilizar, Reciclar** By: Anna Nolla

**What if we do nothing? Earth's Garbage Crisis** By: Christiane Dorion

**Reducing and Recycling Waste** By: Carol Inskipp

**I'm a Scientist Backyard** By: Lisa Burke


**Save the Earth Science Experiments** By: Elizabeth Snoke Harris

**Recycled Crafts Box** By: Laura Martin

**Easy Cardboard Crafts in 5 Steps** By: Anna Llimos

**What Can you do with an old red shoe?** By: Anna Alter

**Earth-Friendly Outdoor Fun-** By: George Pfiffner





## Song Lyrics

### Five Little Monkeys Sitting on a Tree

Five little monkeys

Sitting in a tree

Teasing Mr. Crocodile--

"You can't catch me."

"You can't catch me."

Along comes Mr. Crocodile

As quiet as can be--

SNAP!!!

Continue until all monkeys

are gone

Away swims Mr. Crocodile

As full as he can be!!!





## Song Lyrics

### Five Green and Speckled Frogs




Five Green and speckled frogs,  
 Sitting upon a hollow log,  
 Eating some most delicious bugs,  
 Yum, Yum.  
 One frog jumped in the pool,  
 Where it was nice and cool,  
 Now there are only four speckled frogs,  
 Glub, glub.



Four Green and speckled frogs,  
 Sitting upon a hollow log,  
 Eating some most delicious bugs,  
 Yum, Yum.  
 One frog jumped in the pool,  
 Where it was nice and cool,  
 Now there are only three speckled frogs,  
 Glub, glub.



Three Green and speckled frogs...  
 Two Green and speckled frogs...



One Green and speckled frog,  
 Sitting upon a hollow log,  
 Eating some most delicious bugs,  
 Yum, Yum.



One frog jumped in the pool,  
 Where it was nice and cool,  
 Now there are no speckled frogs,  
 Glub, glub....





## Song Lyrics

### One Elephant Went Out to Play

One elephant went out to play

Upon a spider's web one day

He found it such enormous fun.

That he called for another elephant to come.

Elephant! Elephant!

Two elephants went out to play

Upon a spider's web one day

He found it such enormous fun.



That he called for another elephant to come.

Elephant! Elephant!

Three elephants went out to play...

Four elephants went out to play...

Five elephants went out to play...





## Song Lyrics

### Five Little Monkeys

Five little monkeys jumping on the bed  
 One fell off and bumped his head  
 So Momma called the doctor and the doctor said  
 No more monkeys jumping on the bed!


Four little monkeys jumping on the bed  
 One fell off and bumped his head  
 So Momma called the doctor and the doctor said  
 No more monkeys jumping on the bed!

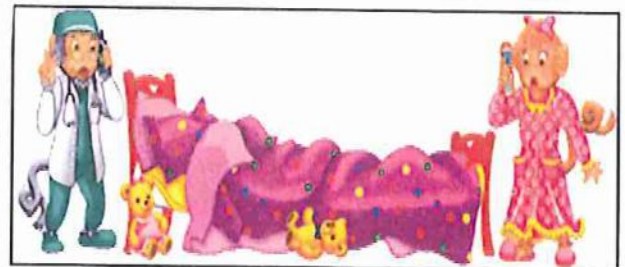







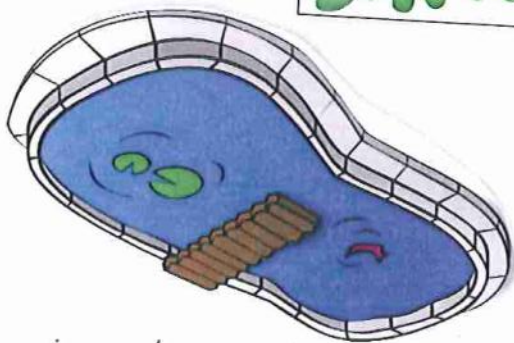

Three little monkeys jumping on the bed  
 One fell off and bumped his head  
 So Momma called the doctor and the doctor said  
 No more monkeys jumping on the bed!

Two little monkeys jumping on the bed  
 One fell off and bumped his head  
 So Momma called the doctor and the doctor said  
 No more monkeys jumping on the bed!

One little monkey jumping on the bed  
 He fell off and bumped his head  
 So Momma called the doctor and the doctor said  
 No more monkeys jumping on the bed!

No little monkeys jumping on the bed  
 None fell off and bumped his head  
 So Momma called the doctor and the doctor said  
 Put those monkeys back in bed!







## Additional Resources

### Websites




Houston– Galveston Area Regional Recycling Guide—English and Spanish

<http://recycleinfo.org/>




City of Houston Recycling Website

<http://www.houstontx.gov/solidwaste/recycling.html>



Recycle Guys

<http://www.recycleguys.org/>



Homemade Paper Bookmarks

<http://crafts.kaboose.com/seeded-paper-bookmark.html>



CD-

*Going Green! with Dr. Jean*



Lyrics and additional activities-

<http://drjean.org/html/lyrics/lyricsGoingGreen.pdf>



Song-

*The 3 R's* by Jack Johnson

